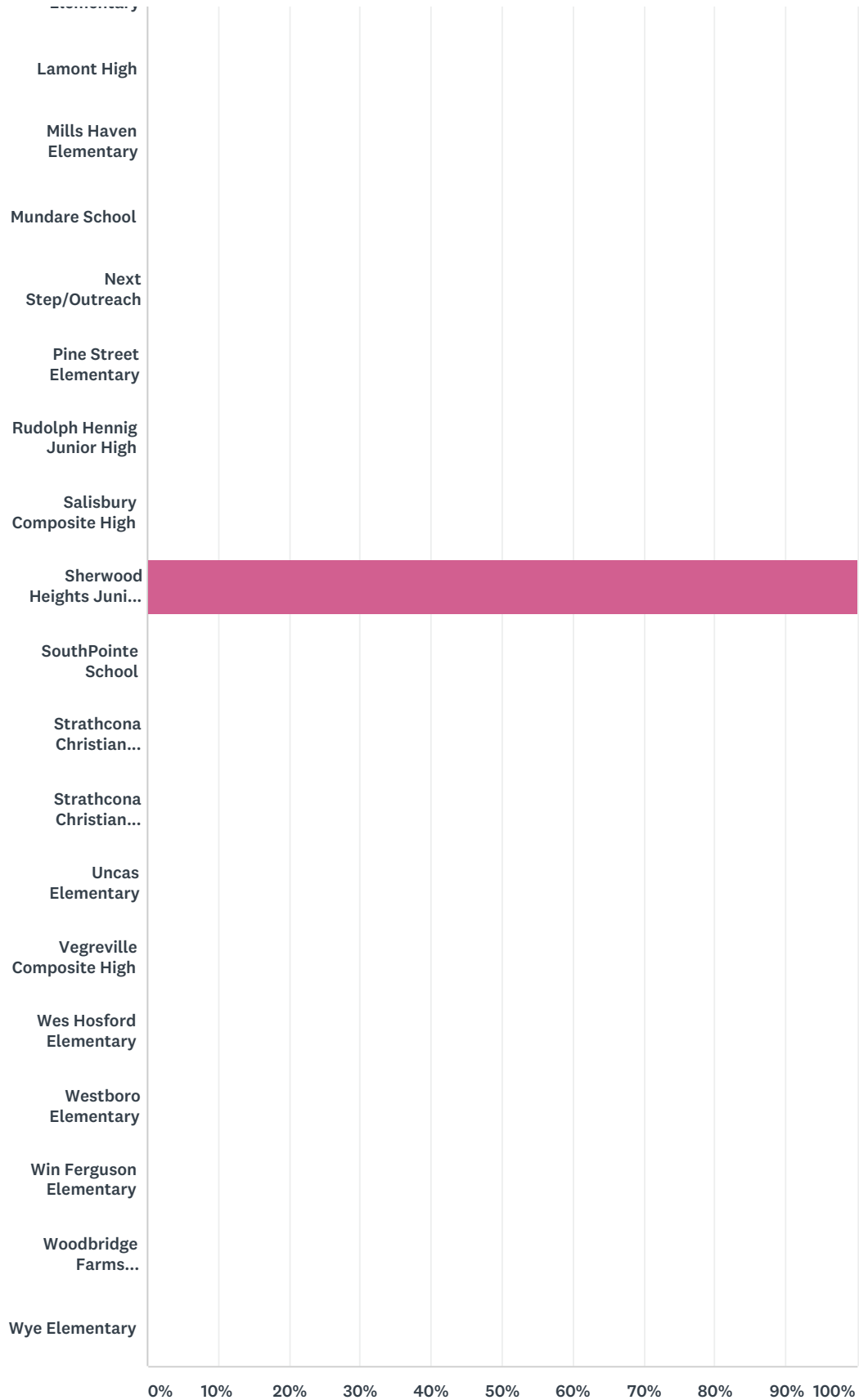


Q1 Please indicate the school your child attends.

Answered: 73 Skipped: 0

A.L. Horton Elementary										
Andrew School										
Ardrossan Elementary										
Ardrossan Junior Senio...										
Bev Facey Community High										
Brentwood Elementary										
Bruderheim School										
Clover Bar Junior High										
École Campbelltown										
École Parc Élémentaire										
F.R. Haythorne Junior High										
Fort Saskatchewan...										
Fort Saskatchewan...										
Fort Saskatchewan...										
Fultonvale Elementary...										
Glen Allan Elementary										
James Mowat Elementary										
Lakeland Ridge										
Lamont Elementary										

EIPS Parent Survey 2017-18



ANSWER CHOICES	RESPONSES
A.L. Horton Elementary	0.00% 0

EIPS Parent Survey 2017-18

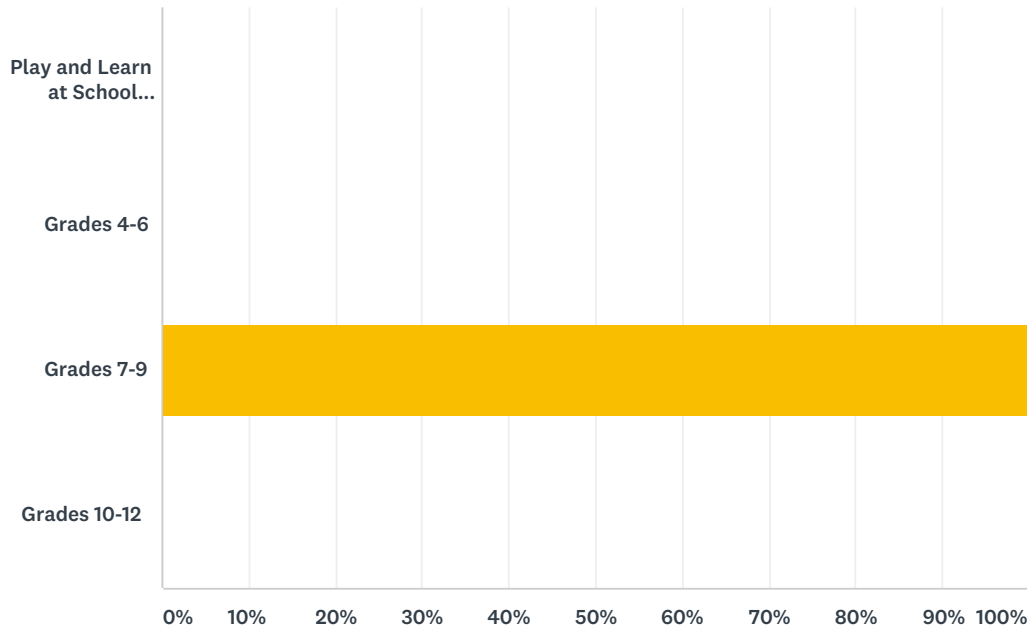
Andrew School	0.00%	0
Ardrossan Elementary	0.00%	0
Ardrossan Junior Senior High	0.00%	0
Bev Facey Community High	0.00%	0
Brentwood Elementary	0.00%	0
Bruderheim School	0.00%	0
Clover Bar Junior High	0.00%	0
École Campbelltown	0.00%	0
École Parc Élémentaire	0.00%	0
F.R. Haythorne Junior High	0.00%	0
Fort Saskatchewan Christian	0.00%	0
Fort Saskatchewan Elementary	0.00%	0
Fort Saskatchewan Senior High	0.00%	0
Fultonvale Elementary Junior High	0.00%	0
Glen Allan Elementary	0.00%	0
James Mowat Elementary	0.00%	0
Lakeland Ridge	0.00%	0
Lamont Elementary	0.00%	0
Lamont High	0.00%	0
Mills Haven Elementary	0.00%	0
Mundare School	0.00%	0
Next Step/Outreach	0.00%	0
Pine Street Elementary	0.00%	0
Rudolph Hennig Junior High	0.00%	0
Salisbury Composite High	0.00%	0
Sherwood Heights Junior High	100.00%	73
SouthPointe School	0.00%	0
Strathcona Christian Academy Elementary	0.00%	0
Strathcona Christian Academy Secondary	0.00%	0
Uncas Elementary	0.00%	0
Vegreville Composite High	0.00%	0
Wes Hosford Elementary	0.00%	0
Westboro Elementary	0.00%	0
Win Ferguson Elementary	0.00%	0

EIPS Parent Survey 2017-18

Woodbridge Farms Elementary	0.00%	0
Wye Elementary	0.00%	0
TOTAL		73

Q2 Please indicate your child's grade.

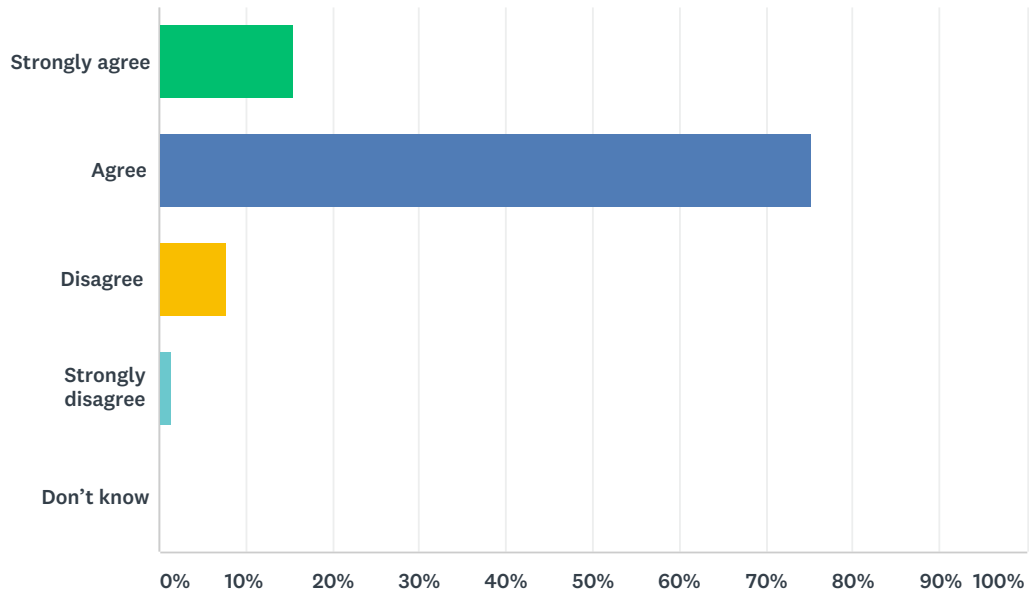
Answered: 73 Skipped: 0



ANSWER CHOICES	RESPONSES	
Play and Learn at School (PALS)KindergartenGrades 1-3	0.00%	0
Grades 4-6	0.00%	0
Grades 7-9	100.00%	73
Grades 10-12	0.00%	0
TOTAL		73

Q3 My child's individual needs are met.

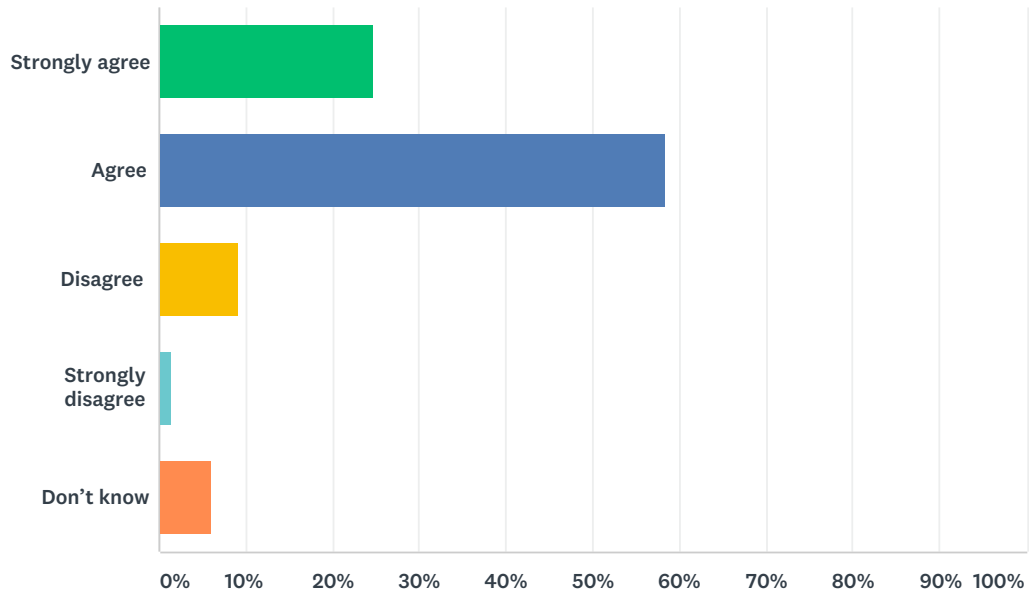
Answered: 65 Skipped: 8



ANSWER CHOICES	RESPONSES	
Strongly agree	15.38%	10
Agree	75.38%	49
Disagree	7.69%	5
Strongly disagree	1.54%	1
Don't know	0.00%	0
TOTAL		65

Q4 My child is encouraged at school to do his or her best.

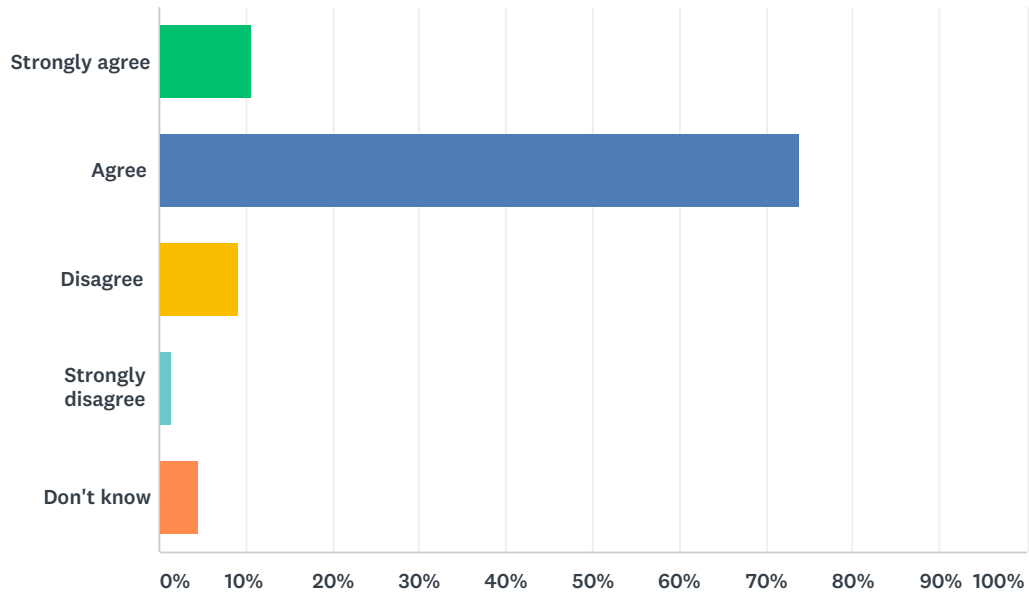
Answered: 65 Skipped: 8



ANSWER CHOICES	RESPONSES	
Strongly agree	24.62%	16
Agree	58.46%	38
Disagree	9.23%	6
Strongly disagree	1.54%	1
Don't know	6.15%	4
TOTAL		65

Q5 My child is demonstrating growth in literacy.

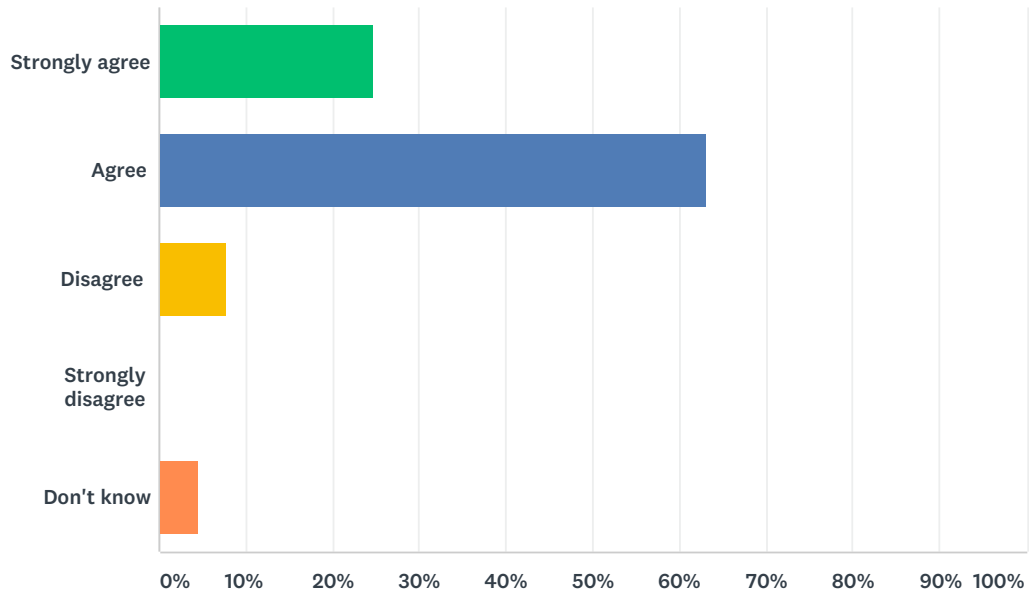
Answered: 65 Skipped: 8



ANSWER CHOICES	RESPONSES	
Strongly agree	10.77%	7
Agree	73.85%	48
Disagree	9.23%	6
Strongly disagree	1.54%	1
Don't know	4.62%	3
TOTAL		65

Q6 My child is demonstrating growth in numeracy.

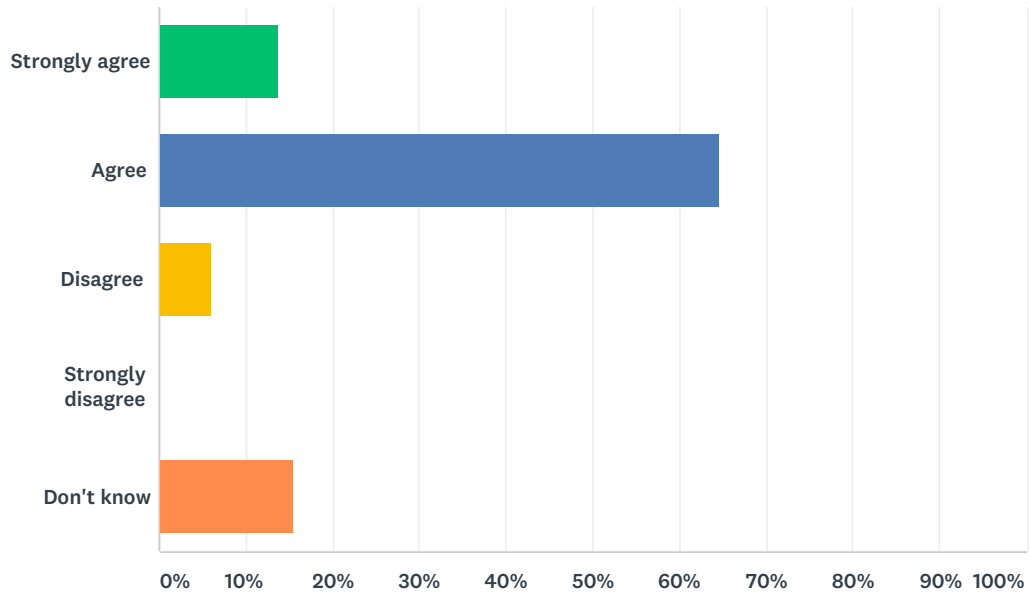
Answered: 65 Skipped: 8



ANSWER CHOICES	RESPONSES	
Strongly agree	24.62%	16
Agree	63.08%	41
Disagree	7.69%	5
Strongly disagree	0.00%	0
Don't know	4.62%	3
TOTAL		65

Q7 My child has an understanding of First Nations, Métis and Inuit culture and history.

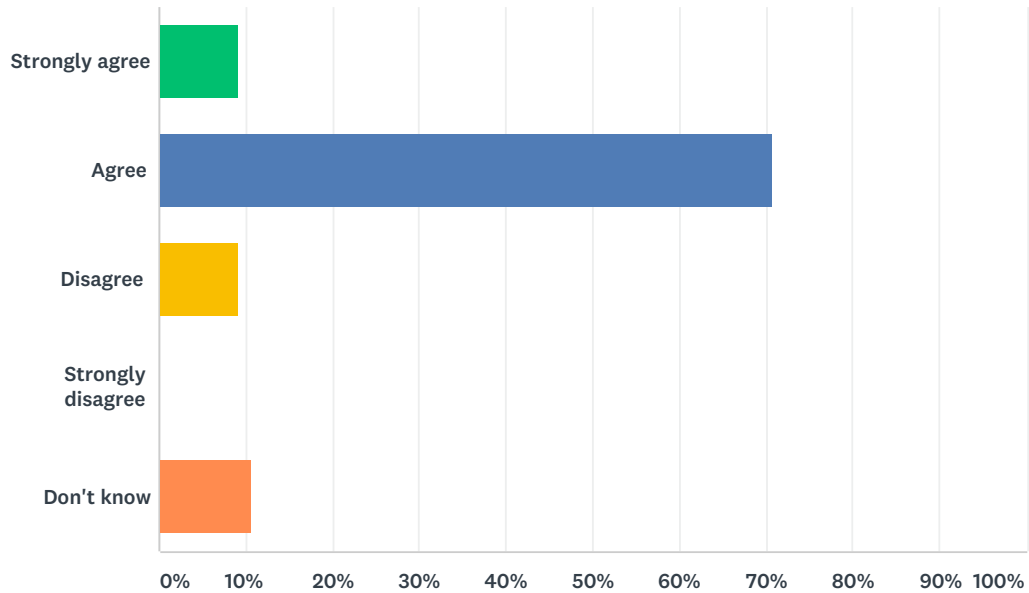
Answered: 65 Skipped: 8



ANSWER CHOICES	RESPONSES	
Strongly agree	13.85%	9
Agree	64.62%	42
Disagree	6.15%	4
Strongly disagree	0.00%	0
Don't know	15.38%	10
TOTAL		65

Q8 My child is being taught knowledge, skills and attitudes necessary to be successful in life.

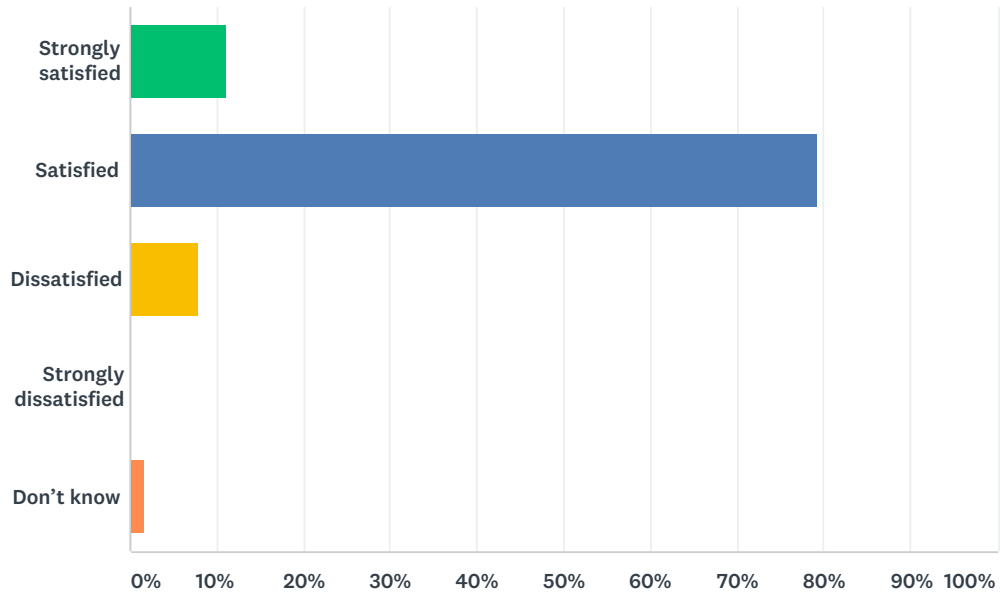
Answered: 65 Skipped: 8



ANSWER CHOICES	RESPONSES	
Strongly agree	9.23%	6
Agree	70.77%	46
Disagree	9.23%	6
Strongly disagree	0.00%	0
Don't know	10.77%	7
TOTAL		65

Q9 How satisfied are you with the quality of education your child is receiving at his or her school?

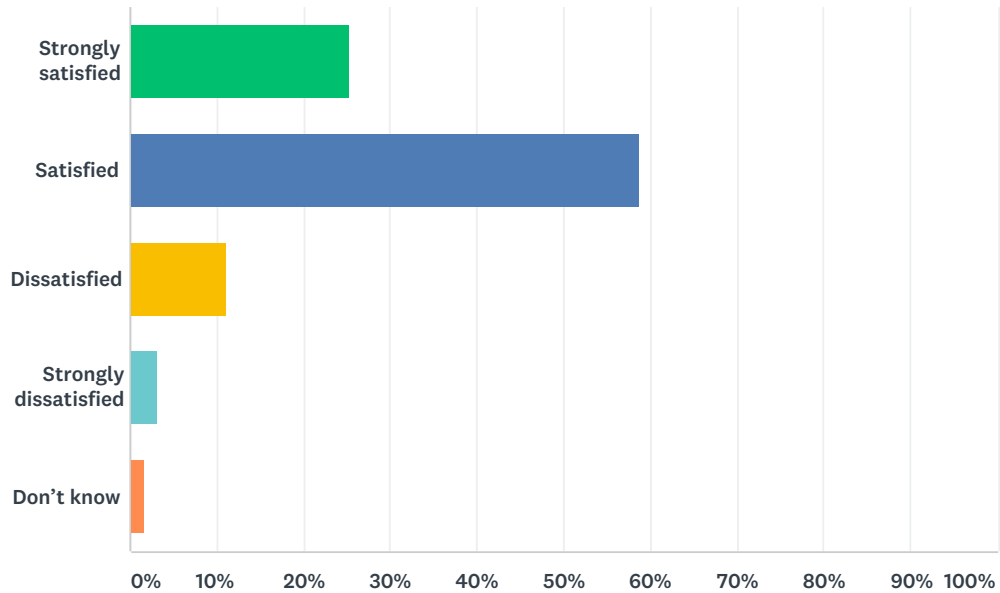
Answered: 63 Skipped: 10



ANSWER CHOICES	RESPONSES	
Strongly satisfied	11.11%	7
Satisfied	79.37%	50
Dissatisfied	7.94%	5
Strongly dissatisfied	0.00%	0
Don't know	1.59%	1
TOTAL		63

Q10 How satisfied are you with the quality of teaching at your child's school?

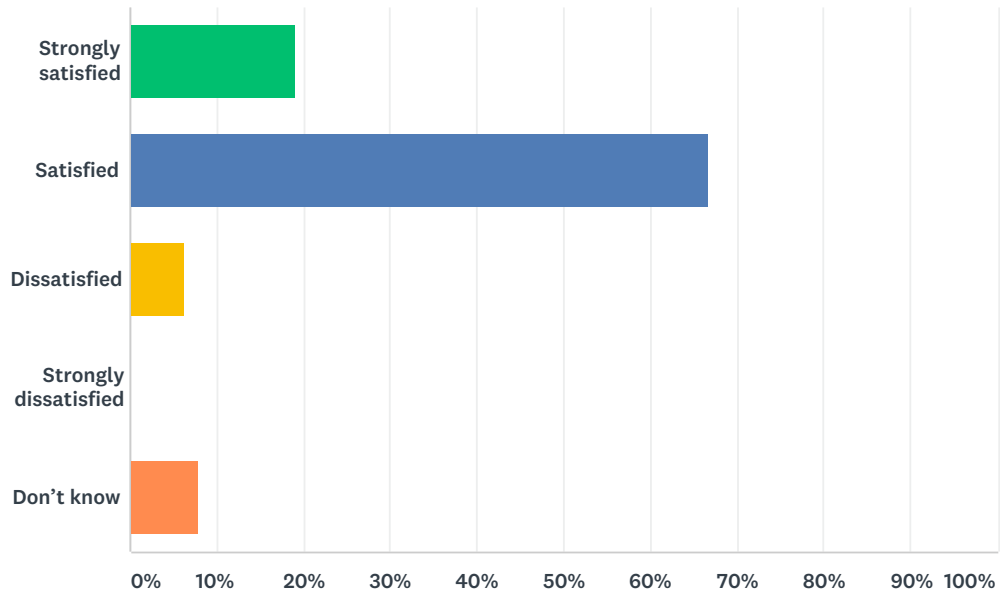
Answered: 63 Skipped: 10



ANSWER CHOICES		RESPONSES	
Strongly satisfied		25.40%	16
Satisfied		58.73%	37
Dissatisfied		11.11%	7
Strongly dissatisfied		3.17%	2
Don't know		1.59%	1
TOTAL			63

Q11 How satisfied are you with the leadership in your child's school?

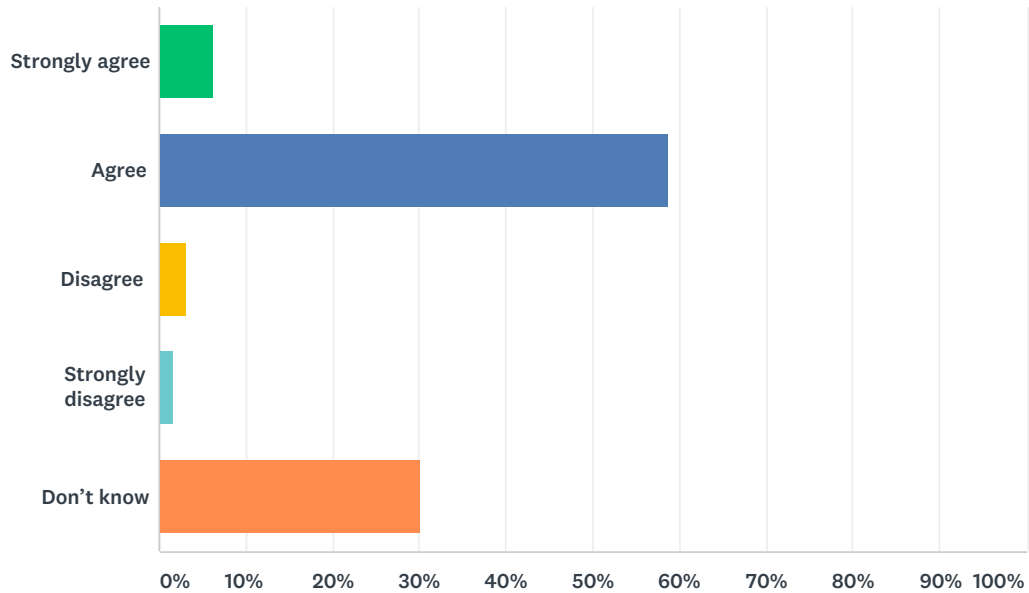
Answered: 63 Skipped: 10



ANSWER CHOICES	RESPONSES	
Strongly satisfied	19.05%	12
Satisfied	66.67%	42
Dissatisfied	6.35%	4
Strongly dissatisfied	0.00%	0
Don't know	7.94%	5
TOTAL		63

Q12 The rights and responsibilities of citizenship are reinforced in my child's school.

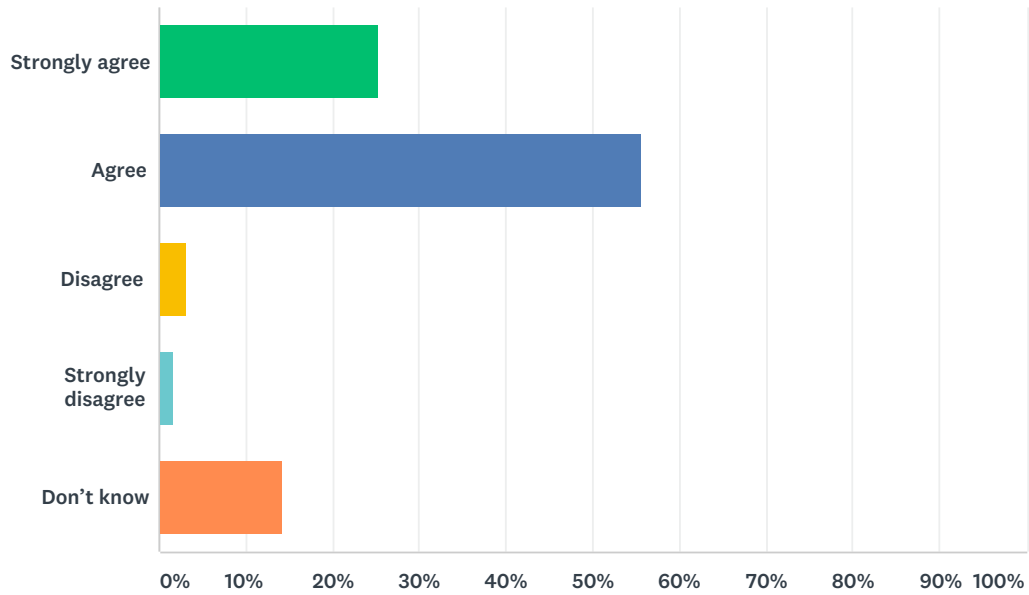
Answered: 63 Skipped: 10



ANSWER CHOICES	RESPONSES	
Strongly agree	6.35%	4
Agree	58.73%	37
Disagree	3.17%	2
Strongly disagree	1.59%	1
Don't know	30.16%	19
TOTAL		63

Q13 The school staff care about my child.

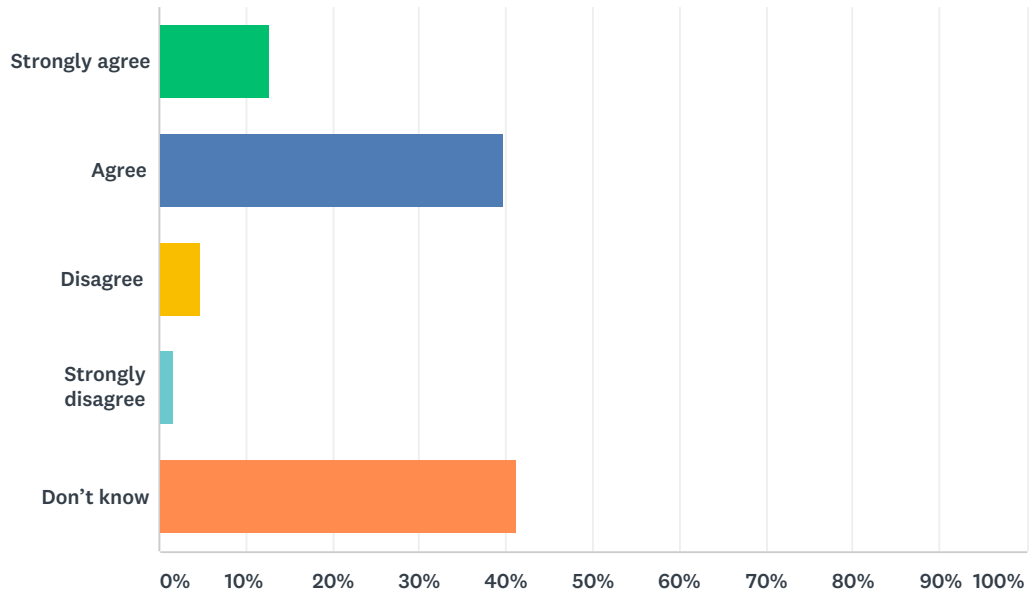
Answered: 63 Skipped: 10



ANSWER CHOICES	RESPONSES	
Strongly agree	25.40%	16
Agree	55.56%	35
Disagree	3.17%	2
Strongly disagree	1.59%	1
Don't know	14.29%	9
TOTAL		63

Q14 Discipline is handled in a fair and reasonable manner in my child's school.

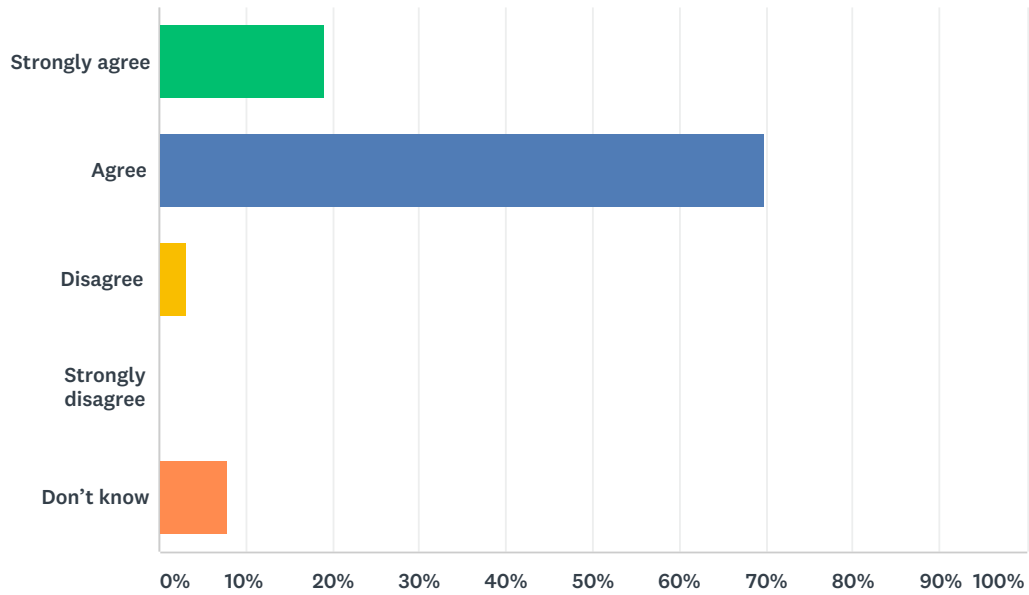
Answered: 63 Skipped: 10



ANSWER CHOICES	RESPONSES	
Strongly agree	12.70%	8
Agree	39.68%	25
Disagree	4.76%	3
Strongly disagree	1.59%	1
Don't know	41.27%	26
TOTAL		63

Q15 My child's school is safe.

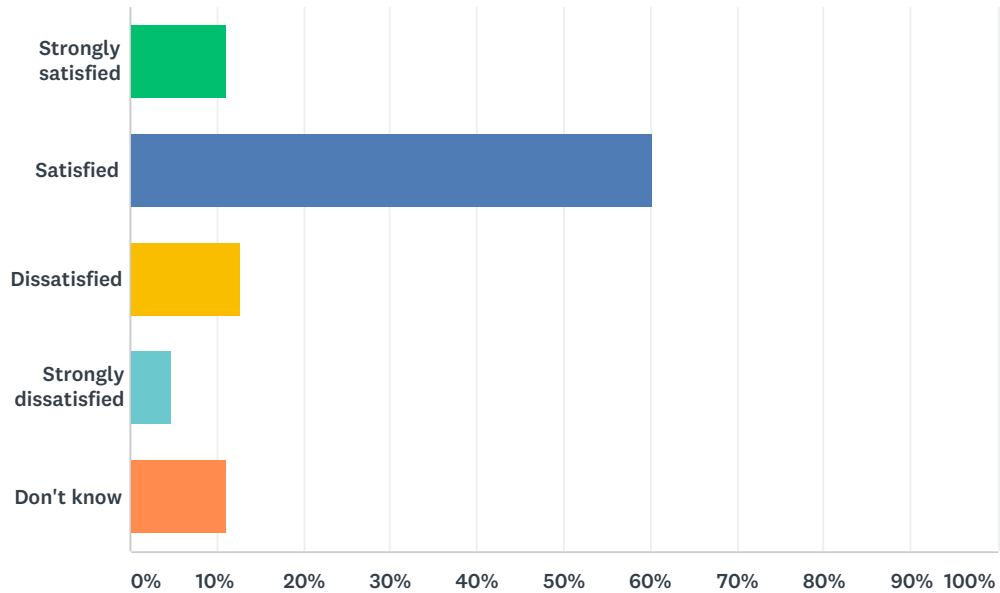
Answered: 63 Skipped: 10



ANSWER CHOICES	RESPONSES	
Strongly agree	19.05%	12
Agree	69.84%	44
Disagree	3.17%	2
Strongly disagree	0.00%	0
Don't know	7.94%	5
TOTAL		63

Q16 How satisfied are you with the resources available to support your child's learning?

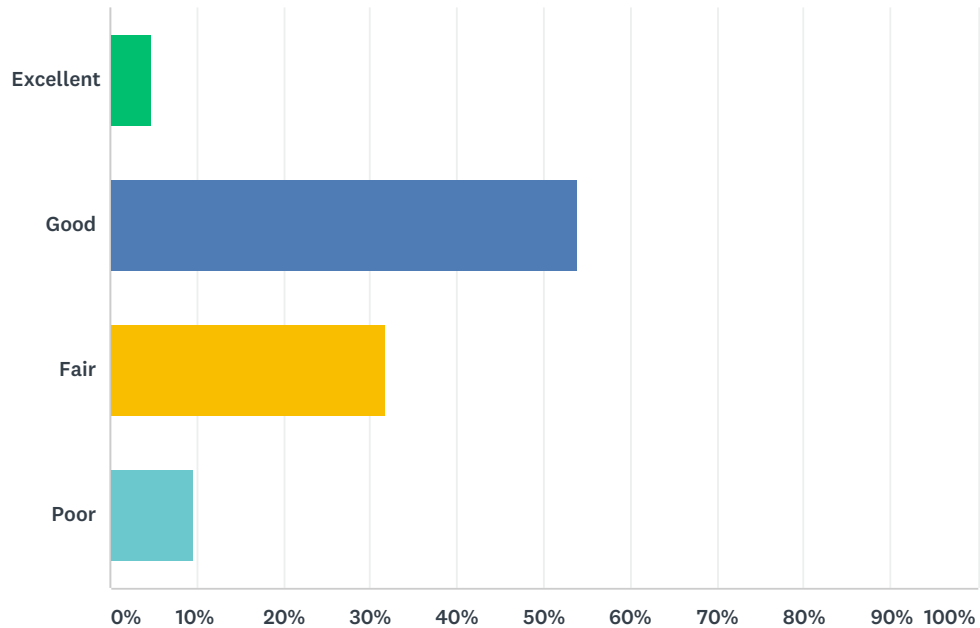
Answered: 63 Skipped: 10



ANSWER CHOICES	RESPONSES	
Strongly satisfied	11.11%	7
Satisfied	60.32%	38
Dissatisfied	12.70%	8
Strongly dissatisfied	4.76%	3
Don't know	11.11%	7
TOTAL		63

Q17 How would you rate the physical condition of your child's school?

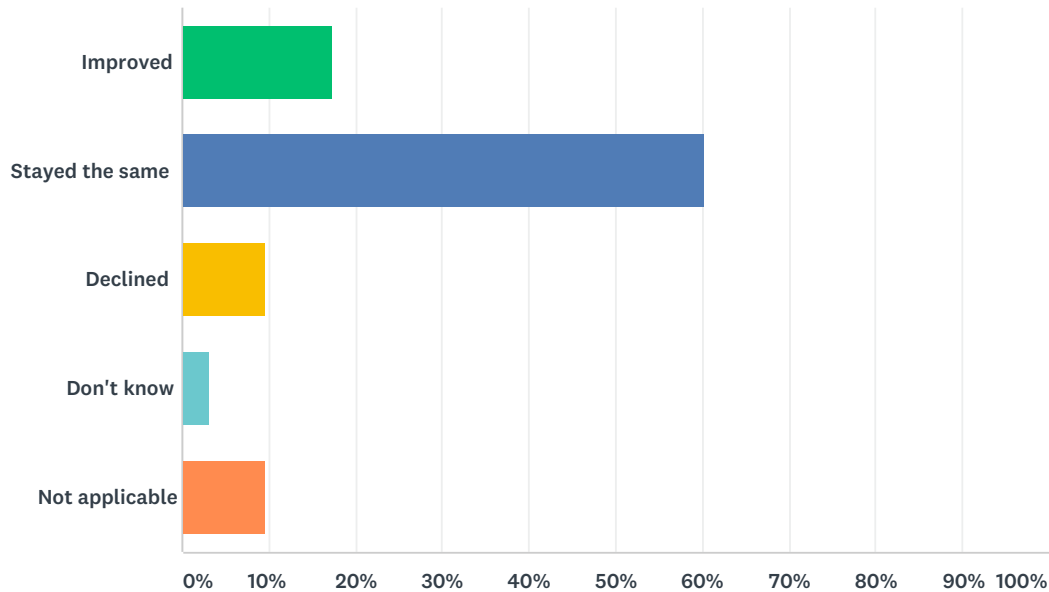
Answered: 63 Skipped: 10



ANSWER CHOICES	RESPONSES	
Excellent	4.76%	3
Good	53.97%	34
Fair	31.75%	20
Poor	9.52%	6
TOTAL		63

Q18 In your opinion, has the quality of education your child has experienced at school improved, stayed the same or declined in the past three years?

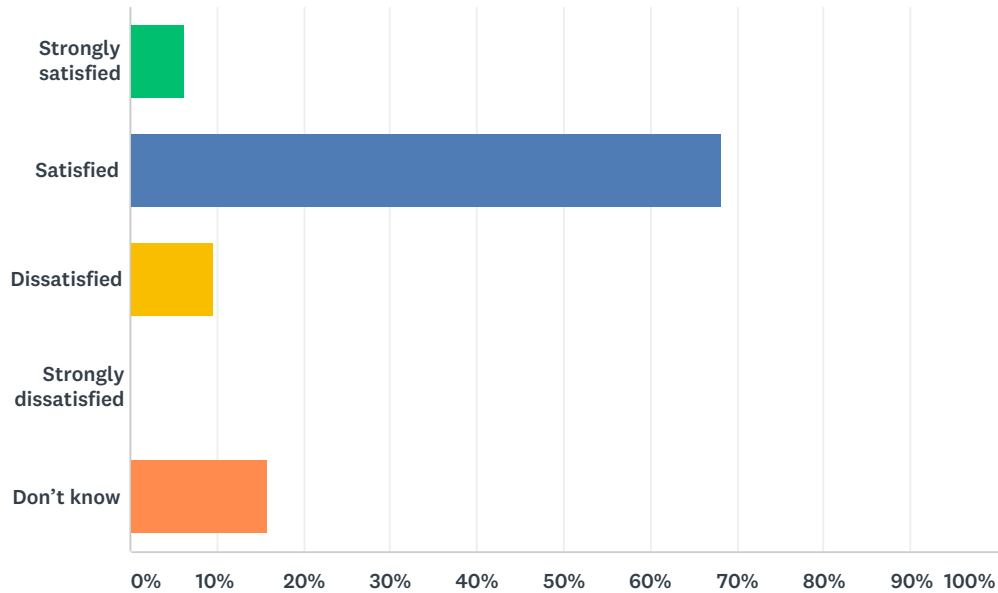
Answered: 63 Skipped: 10



ANSWER CHOICES	RESPONSES	
Improved	17.46%	11
Stayed the same	60.32%	38
Declined	9.52%	6
Don't know	3.17%	2
Not applicable	9.52%	6
TOTAL		63

Q19 How satisfied are you with the opportunity to be involved in decisions at your child's school?

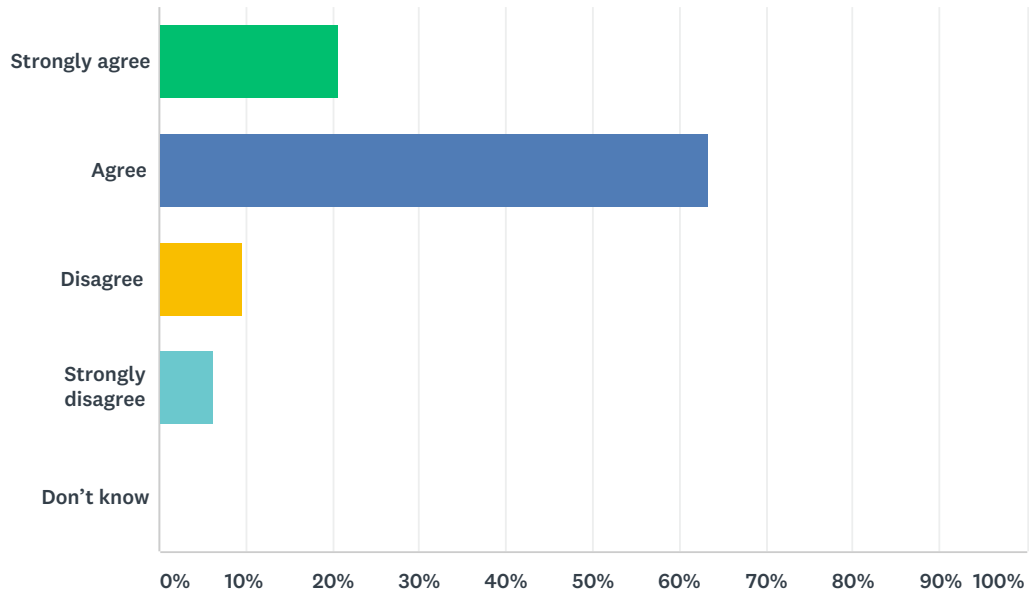
Answered: 63 Skipped: 10



ANSWER CHOICES	RESPONSES	
Strongly satisfied	6.35%	4
Satisfied	68.25%	43
Dissatisfied	9.52%	6
Strongly dissatisfied	0.00%	0
Don't know	15.87%	10
TOTAL		63

Q20 The school keeps me informed about my child's progress and achievement.

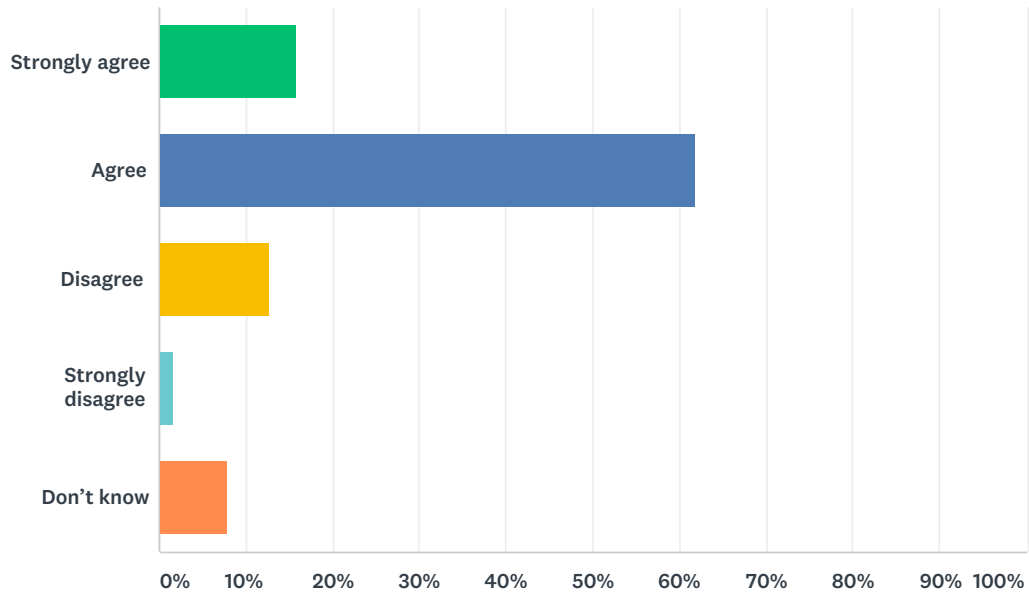
Answered: 63 Skipped: 10



ANSWER CHOICES	RESPONSES	
Strongly agree	20.63%	13
Agree	63.49%	40
Disagree	9.52%	6
Strongly disagree	6.35%	4
Don't know	0.00%	0
TOTAL		63

Q21 There is open and honest communication within my child's school.

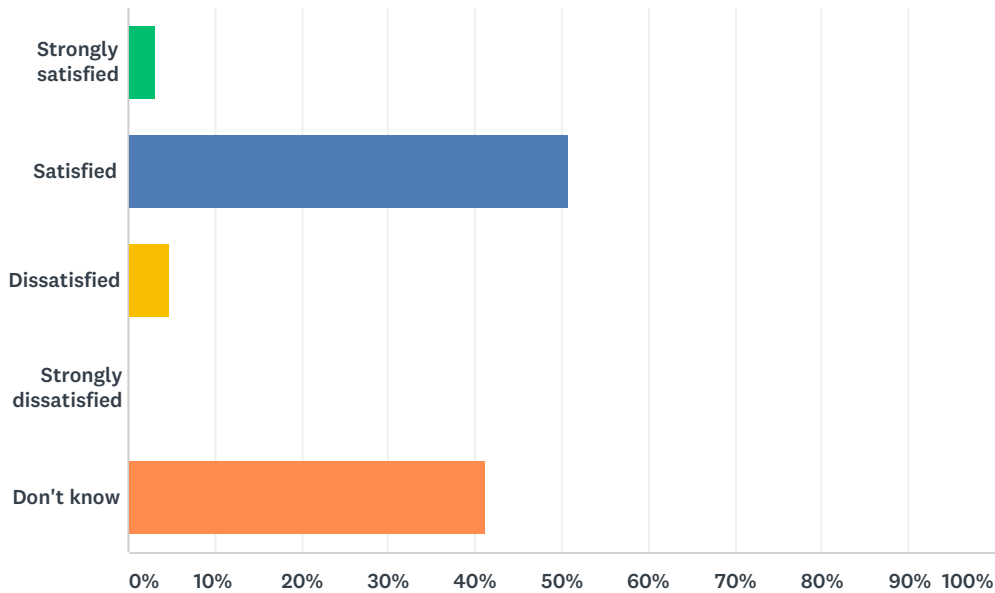
Answered: 63 Skipped: 10



ANSWER CHOICES	RESPONSES	
Strongly agree	15.87%	10
Agree	61.90%	39
Disagree	12.70%	8
Strongly disagree	1.59%	1
Don't know	7.94%	5
TOTAL		63

Q22 How satisfied are you with the community partnerships that may be established at your school? For example: Saffron, KEYS program, Green Certificate, lunch programs, after-school programs, RAP, Tools for School, Scratch Day, Entrepreneurial Adventure, scholarships/grants, etc.

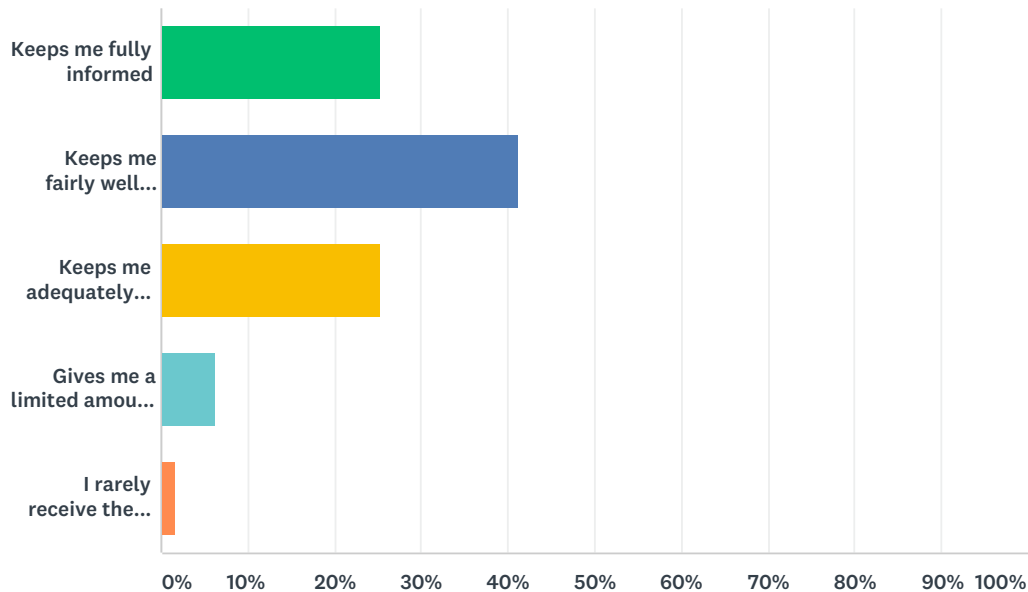
Answered: 63 Skipped: 10



ANSWER CHOICES	RESPONSES	
Strongly satisfied	3.17%	2
Satisfied	50.79%	32
Dissatisfied	4.76%	3
Strongly dissatisfied	0.00%	0
Don't know	41.27%	26
TOTAL		63

Q23 Elk Island Public Schools appreciates the opportunity to stay connected with parents about news, activities, programs and other matters of importance. What is your impression of the communication you receive from your child's school?

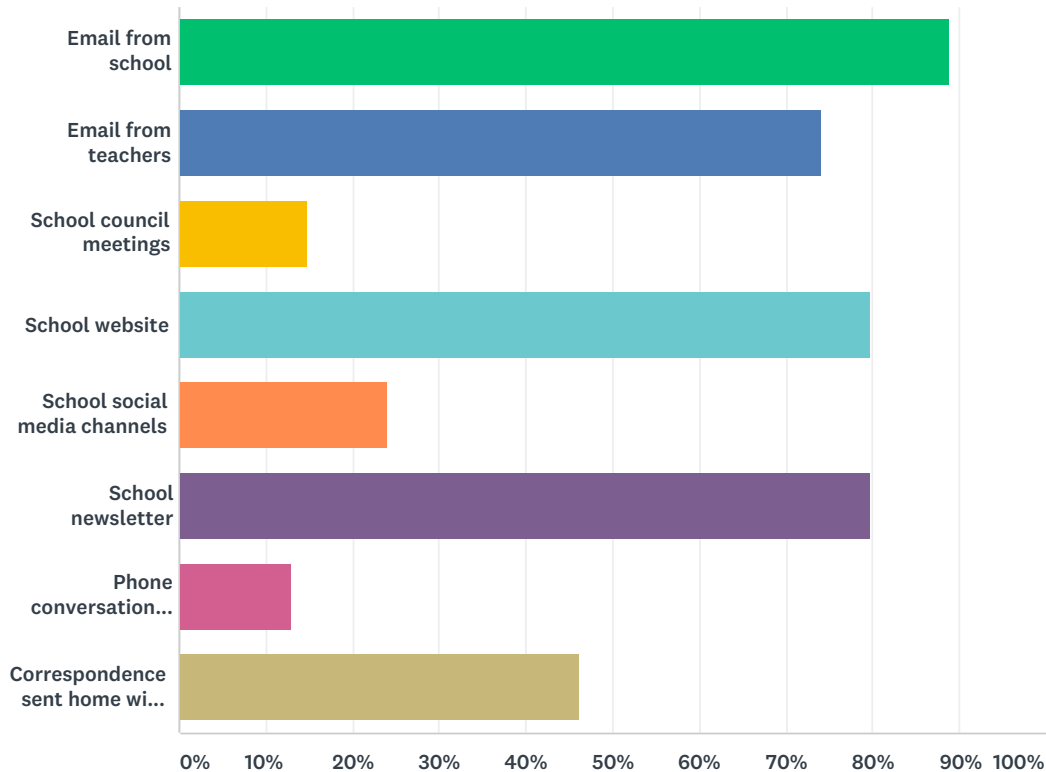
Answered: 63 Skipped: 10



ANSWER CHOICES	RESPONSES	
Keeps me fully informed	25.40%	16
Keeps me fairly well informed	41.27%	26
Keeps me adequately informed	25.40%	16
Gives me a limited amount of information	6.35%	4
I rarely receive the information I need	1.59%	1
TOTAL		63

Q24 Do you regularly make use of the following to keep up to date on school activities, programs, etc.? Check all that apply.

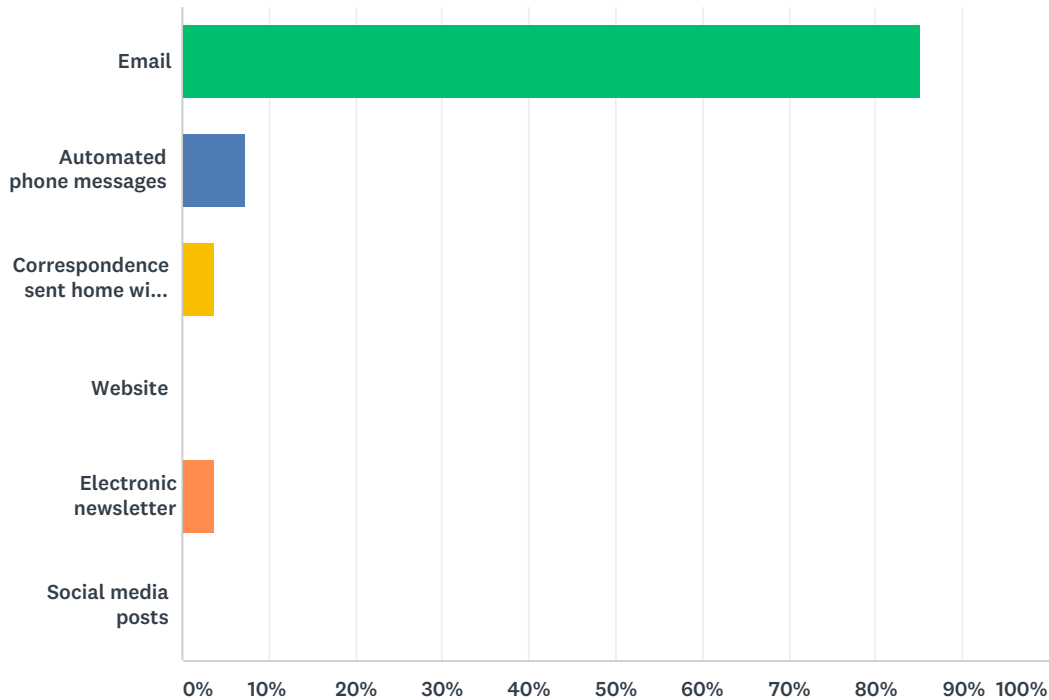
Answered: 54 Skipped: 19



ANSWER CHOICES	RESPONSES	
Email from school	88.89%	48
Email from teachers	74.07%	40
School council meetings	14.81%	8
School website	79.63%	43
School social media channels	24.07%	13
School newsletter	79.63%	43
Phone conversations with school and/or teachers	12.96%	7
Correspondence sent home with your child	46.30%	25
Total Respondents: 54		

Q25 What is your most preferred method of communication from the school and Division?

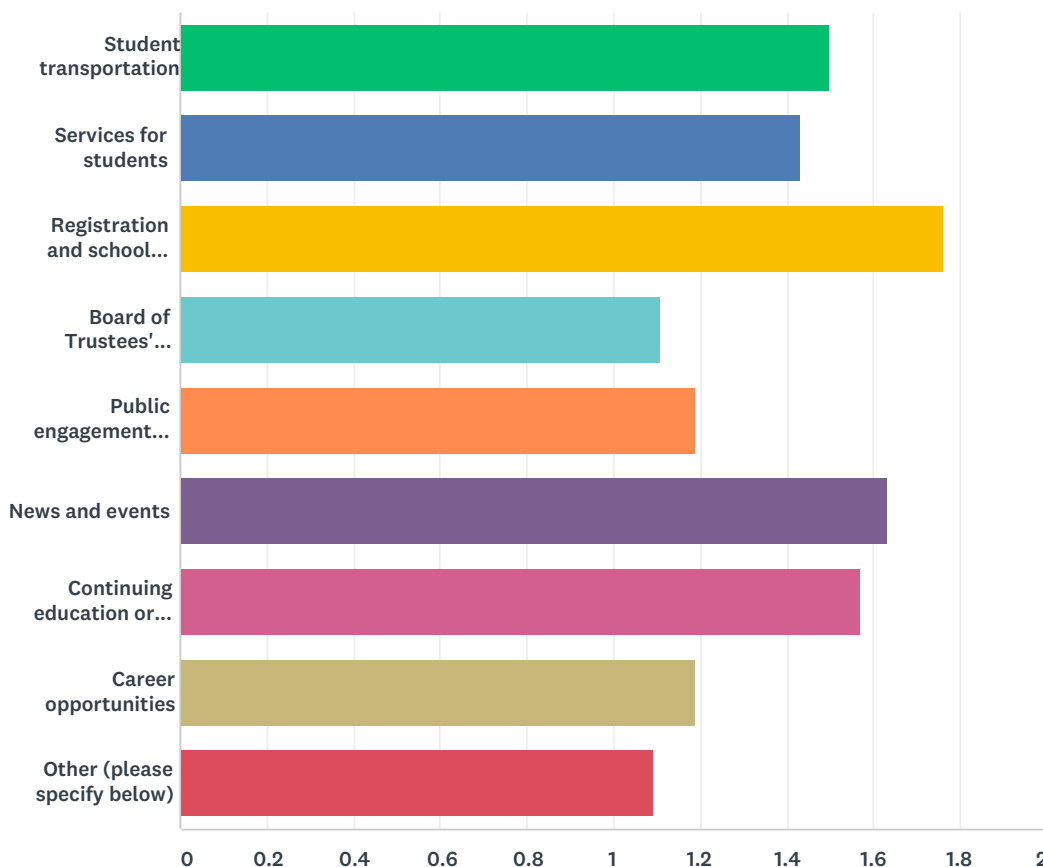
Answered: 54 Skipped: 19



ANSWER CHOICES	RESPONSES	
Email	85.19%	46
Automated phone messages	7.41%	4
Correspondence sent home with your child	3.70%	2
Website	0.00%	0
Electronic newsletter	3.70%	2
Social media posts	0.00%	0
TOTAL		54

Q26 Do you visit the Division website (www.eips.ca) for information on:

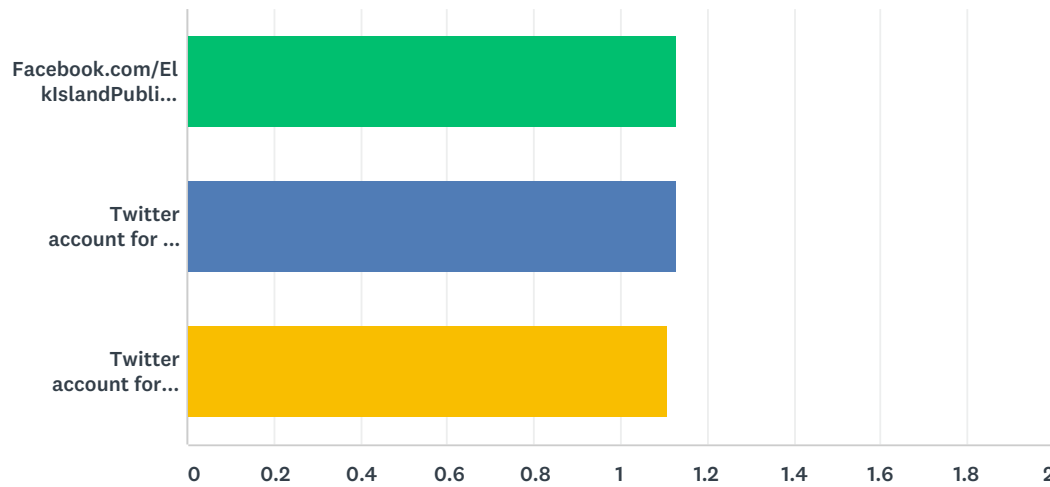
Answered: 54 Skipped: 19



	YES	NO	TOTAL	WEIGHTED AVERAGE
Student transportation	50.00% 27	50.00% 27	54	1.50
Services for students	42.59% 23	57.41% 31	54	1.43
Registration and school boundaries	75.93% 41	24.07% 13	54	1.76
Board of Trustees' meetings	11.11% 6	88.89% 48	54	1.11
Public engagement initiatives	18.52% 10	81.48% 44	54	1.19
News and events	62.96% 34	37.04% 20	54	1.63
Continuing education or summer courses	57.41% 31	42.59% 23	54	1.57
Career opportunities	18.52% 10	81.48% 44	54	1.19
Other (please specify below)	9.26% 5	90.74% 49	54	1.09

Q27 Elk Island Public Schools shares news and information on its social media channels. Do you follow:

Answered: 54 Skipped: 19



	YES	NO	TOTAL	WEIGHTED AVERAGE
Facebook.com/ElkIslandPublicSchools	12.96% 7	87.04% 47	54	1.13
Twitter account for the Division (@eips)	12.96% 7	87.04% 47	54	1.13
Twitter account for EIPS Student Transportation (@eipsST)	11.11% 6	88.89% 48	54	1.11